



# LIGHT EQUIPMENT GUIDE

Committed to providing solutions for every application





In 1945, Joseph Cyril Bamford launched the construction and agricultural manufacturing company that bears his initials. Over the years, the company's pioneering spirit and reputation for superb build quality has led to huge success: we now lead the world in backhoe loaders and telescopic handlers, we manufacture over 300 machines and we boast some of the finest engineering facilities across the globe.

Our approach has always been to listen to our customers. Whatever your business, from residential and commercial construction to agriculture and estate management, we understand your needs and work hard to deliver the solutions you need for every conceivable application.

All our machines and attachments come with JCB's unrivalled reputation for world-class quality, innovation and reliability built in. You only have to see the JCB brand to know that you're investing in some of the highest performance, highest quality, hardest working machines available today.

And it's not just our products that aim to be the best. With a dealer and parts support network that reaches every corner of the world, we pay just as much attention to customer service, ensuring that we can deliver the parts and services you depend on as quickly as humanly possible.

With JCB products on your side, you are guaranteed some of the most productive machines available in the world today, helping to maximise the earning power of your business.

## CONTENTS

Powerpacks	page 2
Handheld Breakers	page 7
Pumps	page 11
Earth Drills	page 13
Disc Cutters	page 14
Drills	page 15
Impact Wrench	page 17
Vibratory Rammers	page 18
Forward Vibratory Plates	page 19
Reversible Vibratory Plates	page 20
Breaker Steels	page 21
Powerpack And Tool Selection	page 22





## JCB | LIGHT EQUIPMENT GUIDE

Delivering the solutions you need



# Increased Efficiency Decreased Costs

Just compare JCB hydraulic powerpacks against the alternative electric or conventional pneumatic power.

	JCB	ELECTRIC	PNEUMATIC
<p><b>PERFORMANCE/COST</b> Class leading performance whatever the material at half the cost of a conventional air compressor.</p>	 Performance = 100% Low cost	 Performance = 50% Low cost	 Performance = 100% High cost
<p><b>EFFICIENCY</b> Same power at the tool with an 8hp/6kW JCB powerpack rather than a 40hp/30kW air compressor. Simple, efficient and extremely economical.</p>	 8hp – 6kW engine powers 25kg breaker	 Mains electricity required	 40hp – 30kW powers 25kg breaker
<p><b>PORTABILITY</b> JCB powerpacks – compact and lightweight for easy handling. May be taken direct to the job regardless of location.</p>	 No problem	 No electricity	 Restricted access
<p><b>RELIABILITY</b> Simple, proven design and easy to maintain for exceptional reliability.</p>	 The oil that powers also lubricates giving low wear and long life	 Many moving parts that wear out quickly with very high temperatures	 Large engine that uses many spare parts

Make the move to modern, cost effective hydraulic power with JCB POWERPACKS – now!



## Hydraulic Powerpacks

A growing tide of opinion says that hydraulic powerpacks make better business sense than rival pneumatic or electric options. The combination of performance and a compact user-friendly design has ensured that the overall efficiency really is without comparison.

Not surprisingly, JCB is leading the way. We offer a comprehensive range of powerpacks, breakers and tools which set the standards by which others are judged.

Thanks to their far greater efficiency, JCB hydraulic powerpacks can deliver equal tool performance using a far smaller engine than found in a typical air compressor. Consequently, they are far more portable and fuel efficient.

You can also trust them to get through a tremendous workload without encountering overheating problems.

### Features

- Unique suction circuit eliminates pulsation damage to cooler
- Lift up handle makes portability second to none
- Power-on-demand system that reduces off load engine speed to idle, giving reduced noise levels, less engine wear and lower fuel consumption
- Swing open frame provides excellent maintenance access to engine and hydraulics
- Integral hose track prevents damage to hoses
- Adjustable hydraulic flow gives precision control of tools

## Micro

An exceptionally light and portable Powerpack ideal for breaking and demolition work in areas where maximum power is needed but access is limited.



### Details

Model name		Micro
Model number		929/92200
Engine		Honda GX160
Fuel		Petrol
Power	kW (hp)	4.1 (5.5)
EHTMA category		C
Hydraulic flow	l/min (gal/min)	0-20 (0-5)
Max pressure	Bar (psi)	87 (1261)
Weight	kg (lb)	45.5 (100)
Height x width x length	mm (in)	480 x 435 x 630 (18.9 x 17.1 x 24.8)
Hydraulic oil capacity	l (gal)	3.3 (0.7)
Fuel capacity	(gal)	3.6 (0.8)
Main hoses	m (ft)	5 (16.4)



## Compact

An extremely compact, portable Powerpack capable of operating lighter weight breakers and tools.



### Details

Model name		Compact
Model number		929/20000
Engine		Honda GX160
Fuel		Petrol
Power	kW (hp)	4.1 (5.5)
EHTMA category		C
Hydraulic flow	l/min (gal/min)	0-20 (0-5)
Max pressure	Bar (psi)	87 (1261)
Weight	kg (lb)	57.5 (126)
Height x width x length	mm (in)	505 x 495 x 630 (19.8 x 19.4 x 24.8)
Hydraulic oil capacity	l (gal)	5 (1.1)
Fuel capacity	l (gal)	6 (1.3)
Main hoses	m (ft)	7 (23)

## Beaver

A powerful and robust Powerpack yet still lightweight, ideally suited to the rigours of the rental market, this is the most popular Powerpack in the JCB range. Also available with diesel engine.



### Details

Model name		Beaver	Beaver (Diesel)	Beaver (Electric Start)
Model number		929/16400	929/40043	929/40044
Engine		Honda GX240	Lombardini 15LD	Lombardini 15LD
Fuel		Petrol	Diesel	Diesel
Power	kW (hp)	6 / 8	5 / 6.8	5 / 6.8
EHTMA category		C	C	C
Hydraulic flow	l/min (gal/min)	0-20 (0-5)	0-20 (0-5)	0-20 (0-5)
Max pressure	Bar (psi)	138 (2000)	138 (2000)	138 (2000)
Weight	kg (lb)	66 (145)	83 (182)	92 (202)
Height x width x length	mm (in)	615 x 530 x 720 (24.2 x 20.8 x 28.3)	655 x 640 x 780 (26.1 x 25.1 x 30.7)	655 x 640 x 780 (26.1 x 25.1 x 30.7)
Hydraulic oil capacity	l (gal)	5 (1.1)	5 (1.1)	5 (1.1)
Fuel capacity	l (gal)	6 (1.3)	4.3 (0.95)	4.3 (0.95)
Main hoses	m (ft)	7 (23)	7 (23)	7 (23)



## Trojan

A range of heavy-duty Powerpacks with either 20 lpm or 30 lpm outputs, which provide extra power for heavier breaking, drilling and cutting applications.



### Details

Model name		Trojan (20L)	Trojan (30L)
Model number		929/32000	929/32400
Engine		Honda GX390	Honda GX390
Fuel		Petrol	Petrol
Power	kW (hp)	9.7 (13)	9.7 (13)
EHTMA category		C	D
Hydraulic flow	l/min (gal/min)	0-20 (0-5)	0-30 (0-7.9)
Max pressure	Bar (psi)	138 (2000)	138 (2000)
Weight	kg (lb)	93 (204)	93 (204)
Height x width x length	mm (in)	735 x 590 x 810 (28.9 x 23.2 x 31.8)	735 x 590 x 810 (28.9 x 23.2 x 31.8)
Hydraulic oil capacity	l (gal)	7 (1.5)	7 (1.5)
Fuel capacity	l (gal)	6.8 (1.5)	6.8 (1.5)
Main hoses	m (ft)	7 (23)	7 (23)



## Multiflow

Powerpack that with the simple turn of a lever allows the use of handheld attachments that require 20, 30 or 40 lpm.



### Details

Model name		Multiflow
Model number		929/96800
Engine		Briggs and Stratton Vanguard
Fuel		Petrol
Power	kW (hp)	13.4 (18)
EHTMA category		C-D-E
Hydraulic flow	l/min (gal/min)	0-20, 30, 40 (0-5,7,9,10.5)
Max pressure	Bar (psi)	138 (2000)
Weight	kg (lb)	102 (224)
Height x width x length	mm (in)	735 x 590 x 810 (28.9 x 23.2 x 31.8)
Hydraulic oil capacity	l (gal)	7 (1.5)
Fuel capacity	l (gal)	8.5 (1.9)
Main hoses	m (ft)	7 (23)





## Breakers

Pound for pound, blow for blow, the JCB range of breakers is the best for demolition and breaking work. They'll power their way through most jobs.

Thanks to their excellent power-to-weight ratio, our breakers will give amongst the best performance of any type of breaker in their class.



### Features

- Vibro damped handles which give amongst the lowest vibration levels of any equivalent breaker
- Sealed hydraulic system resulting in low noise (no exhaust port) and elimination of freezing problems
- Very robust cast steel construction for maximum strength and durability
- High reliability and long service life, thanks to only having two moving parts and constant lubrication by hydraulic oil


### D-Pick

Light demolition and construction applications. Ideal for trenching, tunnelling and lateral work.



#### Details

Model name	D Pick	
Model number	929/30800 (Latch retainer) 929/12900 (Screw retainer)	
Weight	kg (lb)	15 (33)
Tool / chisel size hex	mm (in)	22 (7/8)
Hydraulic flow	l/min (gal/min)	15-22 (3-5)
Pressure range	Bar (psi)	50-65 (725-942)
Blow frequency	blows/min	1500
Vibration (BS8622-5)	m/s <sup>2</sup>	6
Sound power level	dB Lwa	106



### T-Pick

Small lightweight hammer designed for light to medium-duty breaking.



#### Details

Model name	T Pick	
Model number	929/30900	
Weight	kg (lb)	15 (33)
Tool / chisel size hex	mm (in)	22 (7/8)
Hydraulic flow	l/min (gal/min)	15-22 (3-5)
Pressure range	Bar (psi)	50-65 (725-942)
Blow frequency	blows/min	1500
Vibration (BS8622-5)	m/s <sup>2</sup>	7.5
Sound power level	dB Lwa	106



## HM22

Medium-duty breaker for general demolition, concrete and asphalt breaking.



### Details

Model name	HM22	
Model number	929/92600 (25mm (1") Chisel) 929/92500 (22mm (7/8") Chisel)	
Weight	kg (lb)	21 (46)
Tool / chisel size hex	mm (in)	22 (7/8) or 25 (1)
Hydraulic flow	l/min (gal/min)	15-22 (3-5)
Pressure range	Bar (psi)	50-65 (725-942)
Blow frequency	blows/min	1500
Vibration (BS8622-5)	m/s <sup>2</sup>	3.4
Sound power level	dB Lwa	106



## HM25

A popular and powerful high output breaker. Ideal for use with the Beaver Powerpack.



### Details

Model name	HM25	
Model number	929/92400	
Weight	kg (lb)	26 (57)
Tool / chisel size hex	mm (in)	32 (1 1/4)
Hydraulic flow	l/min (gal/min)	18-22 (4-5)
Pressure range	Bar (psi)	90-110 (1305-1595)
Blow frequency	blows/min	1500
Vibration (BS8622-5)	m/s <sup>2</sup>	4
Sound power level	dB Lwa	108

## HM29

Reinforced concrete, heavy roadwork's, asphalt and high output applications.



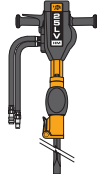
### Details

Model name	HM29	
Model number	929/92700 (20 lpm) 929/92900 (30 lpm)	
Weight	kg (lb)	29 (64)
Tool / chisel size hex	mm (in)	32 (1 1/4)
Hydraulic flow	l/min (gal/min)	18-22 (4-5) or 28-32 (6-7)
Pressure range	Bar (psi)	90-110 (1305-1595)
Blow frequency	blows/min	1500
Vibration (BS8622-5)	m/s <sup>2</sup>	5
Sound power level	dB Lwa	108



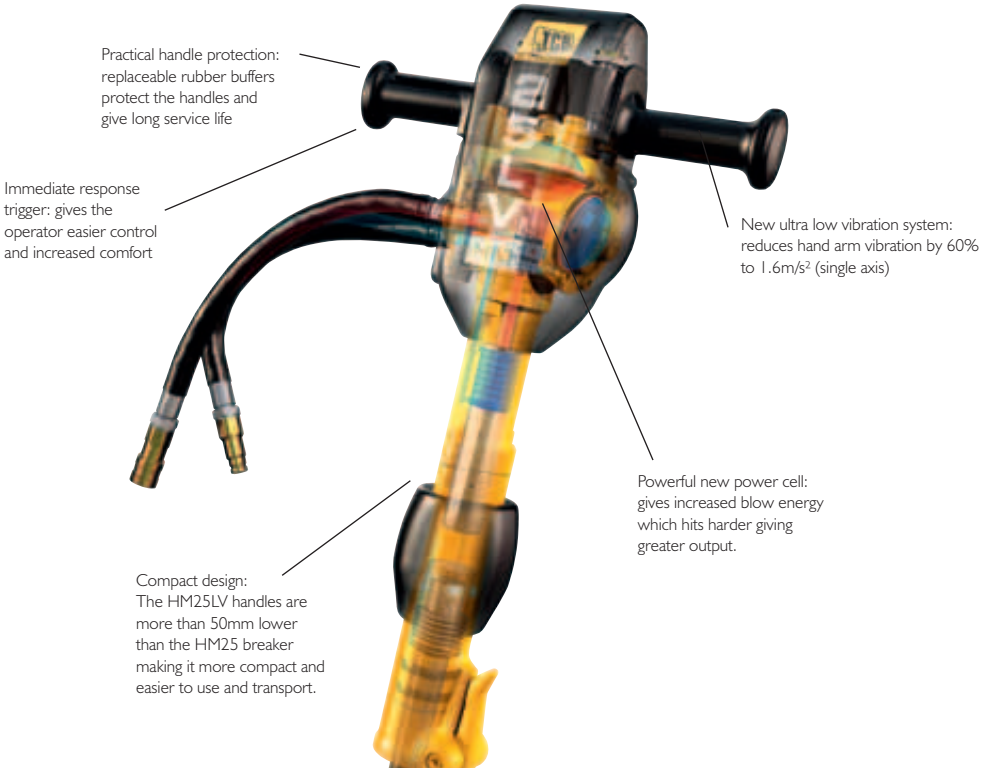
## HM25LV

The HM25LV breaker when used with the Beaver Powerpack gives the ultimate in terms of performance and ultra low hand arm vibration levels. Unique JCB patented active hydraulic suspension dispenses of traditional springs and bushes to give single axis vibration of 1.6m/s<sup>2</sup>.



### Details

Model name	HM25LV	
Model number	929/A2613	
Weight	kg (lb)	27 (60)
Tool / chisel size hex	mm (in)	32 (1¼)
Hydraulic flow	l/min (gal/min)	18-22 (4-5)
Pressure range	Bar (psi)	90-110 (1305-1595)
Blow frequency	blows/min	1500
Vibration (BS8622-5)	m/s <sup>2</sup>	1.6
Sound power level	dB Lwa	108



Practical handle protection: replaceable rubber buffers protect the handles and give long service life

Immediate response trigger: gives the operator easier control and increased comfort

New ultra low vibration system: reduces hand arm vibration by 60% to 1.6m/s<sup>2</sup> (single axis)

Powerful new power cell: gives increased blow energy which hits harder giving greater output.

Compact design: The HM25LV handles are more than 50mm lower than the HM25 breaker making it more compact and easier to use and transport.

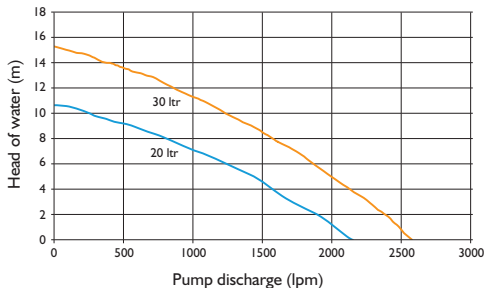
## Trash Pumps



Rugged durable range of submersible trash pumps used for pumping water with mud, leaves, twigs, sand, sewage and sludge in it. Used to handle matter that would clog most other pumps. Available in two different flow ranges 20 and 30 litre.

### Features

- Greater lift height than suction pumps
- Self priming and run dry
- Unique combi sealed – protects main pump seal
- 5000hrs sealed bearings – minimal maintenance required
- Removable wear plate – protects pump housing



### Details

Part number		980/A4874	980/A4869
Intake port	mm (in)	102 (4)	102 (4)
Discharge port	mm (in) BSP Male	100 (4)	100 (4)
Hyd. flow range	lpm (UK gal/min)	0-20 (4.4)	0-30 (6.6)
Maximum discharge	lpm (UK gal/min)	2160 (570)	2640 (697)
Maximum head	m (ft)	10.5 (34.4)	15 (49.2)
Operating pressure	bar (psi)	138 (2000)	138 (2000)
Weight	kg (lb)	32 (70)	32 (70)
Width x height	mm (in)	482x511 (19x20.11)	482x511 (19x20.11)
EHTMA class		C	D

### Hose options

- 929/34317 5m 4" BSP screw on lay flat hose
- 980/90632 10m Cam-loc flat hose (650/10301 required)
- 650/10301 Screw on Cam-Loc male fitting



## Submersible Pumps

JCB offer two types of clear water submersible pump to suit two different hydraulic flow power packs.

They are self priming with high power-to-weight ratio. Being hydraulically driven, they are self lubricating and maintenance free and will run dry without damage.

The bodies are manufactured from aluminium for light weight and a corrosion free life.

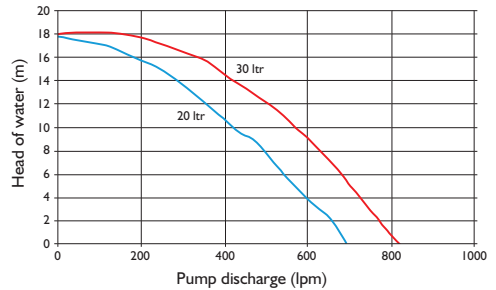
All pumps come with a lifting lug which allows them to be safely and accurately placed.

A unique combi-seal prevents any water entering the hydraulic fluid within the pump or vice versa.



### Features

- Flat faced quick-release dripless couplings for speed of attachment change
- Lifting eye to aid placement
- Supplied with 10m 2in lay flat hose
- Self priming for speed of use
- Capable of pumping solids in suspension up to 8mm (5/16in) diameter for extra versatility



### Details

Part number		929/03900	929/04500
Discharge port	mm (in) BSP Male	50 (2)	50 (2)
Hyd. flow range	lpm (UK gal/min)	0-22 (4.8)	0-32 (7)
Maximum discharge	lpm (UK gal/min)	700 (154)	820 (180)
Maximum head	m (ft)	18 (59)	18 (59)
Max. operating pressure	bar (psi)	138 (2000)	138 (2000)
Weight	kg (lb)	8.2 (18.1)	8.5 (18.7)
Width x height	mm (in)	230x302 (9.1x11.9)	230x302 (9.1x11.9)
EHTMA class		C	D



## Earth Drills

The JCB hand held Earth Drill is capable of drilling holes from 102mm (4in) up to 305mm (12in) in diameter, depending on the size of the auger flight fitted.

Thanks to its hydraulic drive, this unit has more torque than most petrol engine units, making it strictly a two-man operation.

At the same time, however, the lack of a direct mounted engine makes the tool particularly portable and manoeuvrable, as well as quiet in operation.

It is reversible for easy retraction and features an automatic return-to-neutral controller for added safety.



### Features

- Automatic return to neutral safety device
- Reversible for powering out of ground
- Diameter hole capacity from 102 to 305mm

### Optional Items

- Various diameter auger flights (see table below)
- Fittings, couplings, adapters
- Extension flights



### Details

Model number		929/13400
Capacity	mm (in)	305 (12)
Hole depth	mm (in)	1220 (48)
Auger flights	mm (in)	100(4), 150(6), 200(8), 250(10), 305(12)
Torque	Nm (lb.ft.)	295 (217)
RPM	lpm	136 @ 20
Weight	kg (lb)	15 (34)
Height	mm (in)	1295 (51)
Max. pressure	bar (psi)	138 (2000)
Optimal flow	lpm (gpm)	15 – 25 (3.3 – 5.5) Class C

### Earth Drill Accessories

- 100 mm (4") Auger 1.2m Length 929/13407
- 150mm (6") Auger 1.2m Length 929/13408
- 200mm (8") Auger 1.2m Length 929/13409
- 250mm (10") Auger 1.2m Length 929/13410
- 305mm (12") Auger 1.2m Length 929/13411
- 610mm (24") Auger Extension 929/13428

## Disc Cutters



The JCB disc cutter is a well balanced, quiet unit designed for use with JCB power packs. It cuts most materials including metals, concrete, stone etc.

The disc cutter has a tooth belt drive which is suited to dusty and dirty working conditions. All working parts are totally enclosed. The disc is protected by a steel guard, adjustable to any of three positions.

Due to its hydraulic design the JCB disc cutter offers low cost maintenance (no carburettor to choke up!) with very quiet operation and almost total freedom from vibration.

An ideal cutter for many work sites and most applications.



### Details

Model number		5024
Disc cutter diameter	mm (in)	300 (12)
Arbour diameter	mm (in)	22 (¾)
Max. cutting depth	mm (in)	102 (4)
RPM	lpm	6000 @ 20
Pressure range	bar (psi)	106 – 176 (1500 – 2500)
Flow range	lpm (UK gal/min)	18 – 21 (4.0 – 4.6) Class C
Operating weight	kg (lb)	10 (22.5)
Length	mm (in)	650 (26)
Height	mm (in)	320 (13)
Width (including handle)	mm (in)	260 (10)
Vibration	m/s <sup>2</sup>	3.67

### Features

- Flow regulator to prevent over-speeding
- Adjustable guard for safety
- One stone cutting disc and one metal cutting disc included
- Removable handle for right or left hand operation
- No carburettor to clog with dust
- Tail hoses with flat faced quick release dripless couplings for speed of change





## Diamond Core Drill



The heavy-duty JCB diamond core drill has been designed to provide the contractor with an unrivalled combination of power, flexibility and reliability for a wide range of diamond core drilling jobs.

Not only is diamond core drilling the best method to achieve a clean cut on both sides of the drilled hole, the hydraulic drive also provides some additional benefits.

For example, it can withstand prolonged use and a constant operator-applied pressure without the risk of burnt out motors, clutches or gearboxes, as with some electric diamond core drills.

Furthermore, this hydraulic drill is over three times more powerful than a typical electric drill – resulting in significantly reduced job times and a wider range of applications. Yet at the same time, the motor noise is negligible.

A choice of two models is available to cope with various bit sizes and each can be either hand-held or rig mounted.



### Details

Model number		929/13300	929/13200
RPM @ 20 lpm		2400	600
Bit sizes	mm (in)	15 – 35 (0.6 – 1.4)	40 – 125 (1.6 – 5)
Weight	kg (lb)	8 (17.6)	
Length	mm (in)	420 (16.5)	
Width	mm (in)	90 (3.5)	
Height	mm (in)	200 (8)	
Min. pressure	bar (psi)	70 (1000)	
Opt. pressure	bar (psi)	100 (1400)	
Max. pressure	bar (psi)	170 (2500)	
Flow range	lpm (gal/min)	15 – 25 (3.3 – 5.5) Class C	

### Features

- Side handle for ease of use
- Rugged hydraulic motor allows prolonged use
- Tail hoses with quick release dripless couplings for speed of attachment change
- Water hose port for dust suppression and cooling
- Can be used under water for extra versatility

### Optional Items

- Drilling rigs
- Core drill bits
- Pressurised water hand pump
- Extension rods
- Centre device



## Hydraulic Drill



The JCB hydraulic drill delivers safe, steady power for all general drilling applications.

It is capable of powering up to a 13mm (½ in) steel bit or a 27mm (1 ¼ in) wood bit.

It is reversible and can be used with either open or closed-centre systems.

The lightweight, compact design makes the drill a very manageable tool. A heat insulated handle provides operator comfort.



## Rotary Impact Drill



The JCB rotary impact drill is ideal for hammer drilling in concrete, brick, rock and other difficult to drill materials.

It features the SDS PLUS quick change chuck, and is capable of delivering 3515 blows per minute while rotating at 805rpm.

The depth gauge and auxiliary handle are easily removed for improved access in tight areas.

The rotary mechanism has a built-in slip clutch to guard against over-torque.

The drill is reversible for easy bit retraction.



### Details

Model number		5117 Reversible drill	5118 Rotary impact drill
Capacity	mm (in)	13 (½) hole in steel – 27 (1 ¼) hole in wood	13 (½) hole in steel – 19 (¾) hole in concrete – 27 (1 ¼) hole in wood
Chuck type	mm (in)	13 (½) capacity key-type	SDS Plus bit shanks
RPM		1000 @ 20	805 @ 20
Blows per minute	bpm	N/A	3515 @ 20
Hydraulic flow range	lpm (UK gal/min)	15 – 30 (3 – 6) Class C & D	19 – 33 (5 – 10) Class C
Operating pressure	bar (psi)	70 – 141 (1000 – 2000)	70 – 141 (1000 – 2000)
Weight	kg (lb)	2.7 (6)	3.9 (8.5)
Length x width x height	mm (in)	190x76x229 (7.5x3x9)	305x89x248 (12x3.5x9.75)

## Impact Wrenches

The JCB  $\frac{3}{4}$ in and 1 in drive impact wrenches provide the extra power and torque necessary for heavy-duty jobs. The powerful, efficient, reversible tool is ideal for general tightening or untightening duties.



### Features

- Adjustable torque control
- Twin hammer design
- Needle bearing, rugged gear motor design for long life

### Details

Model and Part Number		5114
Capacity		$\frac{3}{4}$ " Drive
RPM		2700
Flow range	lpm (UK gal/min)	15 – 45 (4 – 11.9) Class C & D
Operating pressure	bar (psi)	70 – 141 (1000 – 2000)
Weight	kg (lb)	5.6 (12.3)
Length x width x height	mm (in)	246x95x297 (9.7x3.75x11.7)



## Vibratory Rammers

The JCB VMR Series features a low-maintenance design that results in longer working hours for higher productivity. Strong and sturdy, these rammers have a low centre of gravity with a four-column guide for a stable function, guaranteeing high reliability for continuous, fault-free working. Plus, these machines also generate a horizontal force for moving forwards which makes them easier for the operator to handle.



### Features

- Oil bath lubrication on all moving parts
- Emergency switch on guide bar
- Protected air cleaner on top of the machine
- Engine protection bar

### Details

Model number		VMR60	VMR75
Part number		980/90434	980/90435
Weight	kg (lb)	60 (132)	73 (160)
Foot size – width x length	mm (in)	280 x 360 (11 x 14)	280 x 360 (11 x 14)
Impact force	kN	14	16
Height x width x length	mm (in)	1050x370x670 (41.3x14.5x26.4)	1075x420x765 (42.3x16.5x30.1)
Travel speed	m/min (ft/min)	20 (65)	20 (65)
Compacted area	m <sup>2</sup> /h (ft <sup>2</sup> /h)	350 (3764)	350 (3764)
Blows per minute		740	660
Engine		Honda GX100	Robin EH 12-2
Fuel		Petrol	Petrol
Power	kw (hp)	2.5 (3.4)	2.6 (3.5)
Accessories		Transport wheels 980/90554	Transport wheels 980/90554

## Forward Vibratory Plates

The new JCB forward plate range includes the 300mm, 400mm and 500mm models. All models are fitted with Honda engines and can be specified with additional options to suit the customer.



### Features

- Low vibration levels for improved operator comfort
- Improved serviceability from remote oil drain
- Robust, durable design with cast base plate and full engine protection frame
- Fast travel and high productivity
- Extensive options available including sprinkler, transport wheels and paving pad
- Folding handle for easy storage and transport.
- Hand throttle

### Details

Model number		FP1030W	FP1540W	FP1550W
HAV Levels (triple axis)	m/s <sup>2</sup>	2.56	1.92	1.80
Weight	kg	62 – 75kg	91 – 110kg	100 – 119kg
Base plate size WxL	mm	300 x 344.8	400 x 394.8	500 x 394.8
Centrifugal force	kN	10	15	15
Frequency	Hz	100	100	100
Engine		Honda GX100	Honda GX160	Honda GX160
Fuel		Petrol	Petrol	Petrol
Power	Kw (hp)	2.1 (2.8)	3.6 (4.8)	3.6 (4.8)
Accessories		12L Sprinkler System Paving Pad	19L Sprinkler System Transport Wheels Paving Pad	19L Sprinkler System Transport Wheels Paving Pad
		Hand Throttle As Standard	Hand Throttle As Standard	Hand Throttle As Standard

## Reversible Vibratory Plates

With a reversing and stationary feature, these machines allow you to carry out compaction tasks in confined areas where turning would be difficult or impossible for a non reversing unit.



### Features

- Single forward/reverse control lever
- Wear resistant, high grade cast damping plate
- Isolated guide bar reduces hand arm vibration
- Lifetime lubricated vibrator bearings

### Details

Model number	VMP8		VMP14	
Part number	980/A3953		980/90429 Hatz Engine 980/A1983 Lombardini Engine	
Weight	kg (lb)	80 (176)	135 (297)	
Base plate size – width x length	mm (in)	325x583 (12.8x23)	425x650 (16.7x25.6)	
Centrifugal force	kN	16	25	
Frequency	Hz	100	80	
Height x width x length	mm (in)	1060x325x1280 (41.7x12.8x50.4)	1100x425x1400 (43.3x16.7x55.1)	
Travel speed	m/min (ft/min)	0-22 (72)	0-20 (66)	
Compacted area	m <sup>2</sup> /h (ft <sup>2</sup> /h)	429 (4617)	510 (5490)	
Engine		Honda GX120	Hatz I B 20	Lombardini ISLD225
Fuel		Petrol	Diesel	Diesel
Power	kW (hp)	2.9 (4)	3.1 (4.2)	3.1 (4.2)
Accessories		Paving stone pad 980/90560		Paving stone pad 980/90561
Model number	VMP18		VMP24	
Part number	980/90439 Hatz Engine 980/A1985 Lombardini Engine		980/90440 Hatz Engine 980/90871 Lombardini Engine	
Weight	kg (lb)	177 (390)	235 (517)	
Base plate size – width x length	mm (in)	450x720 (17.7x28.3)	500x720 (20x28.3)	
Centrifugal force	kN	30	38	
Frequency	Hz	75	75	
Height x width x length	mm (in)	1250x450x1600 (49.2x17.7x62.9)	1250x500x1600 (49.2x19.6x62.9)	
Travel speed	m/min (ft/min)	0-20 (66)	0-22 (72)	
Compacted area	m <sup>2</sup> /h (ft <sup>2</sup> /h)	540 (5812)	660 (7104)	
Engine		Hatz I B 20	Lombardini ISLD225	Hatz I B 30
Fuel		Diesel	Diesel	Diesel
Power	kW (hp)	3.1 (4.2)	3.1 (4.2)	4.5 (6.2)
Accessories		Paving Stone Pad 980/90562		Paving Stone Pad 500mm 980/90563, 600mm 980/90564 2 x75mm Extension Plates 980/90642

## Breaker steels

JCB steels are manufactured from high grade steel, minimising operating costs by providing maximum life. A range of steels is available to ensure you can get the best out of your breaker whatever the application.

### Details

	<b>32mm 1¼" (HM25 &amp; HM29)</b>
Rammer pad 178mm dia. (7in)	995/32914
Rammer pad stem	995/32928
Clay spade 139mm width (5½in)	995/32927
Asphalt cutter 76mm (3in)	995/32920
Asphalt cutter 127mm (5in)	995/32921
Tarmac cutter 115mm (4½in)	995/32922
Chisel	995/32916
Moil point	995/32915
	<b>25mm 1" (HM22)</b>
Rammer pad 125mm dia. (5in)	PP/7314
Rammer pad stem	PP/7313
Clay spade 139mm width (5½in)	PP/7316
Asphalt cutter 76mm (3in)	PP/7312
Asphalt cutter 115mm (4½in)	PP/7315
Chisel	PP/7311
Moil point	PP/7310
	<b>22mm ⅞" (HM22, D &amp; T Pick)</b>
Rammer pad 125mm dia. (5in)	PP/7314
Rammer pad Stem	PP/7320
Clay spade 100mm width (4in)	PP/1360
Asphalt cutter 76mm (3in)	PP/1359
Asphalt cutter 125mm (5in)	PP/7321
Chisel	PP/1358
Moil point	PP/1357



Rammer Pad



Rammer Stem



Clay Spade



Asphalt Cutter



Tarmac Cutter



Chisel

















Moil Point










Available in: 32mm (1¼in), 25mm (1in), 22mm (⅞in), hexagon shank sizes.

# POWERPACK AND TOOL SELECTION


							
	D Pick	T Pick	HM22	HM25/HM25LV	HM29	HM29 30ltr	Disc Cutter
	929/12900	929/30900	929/92500	929/92400/HM25	929/92700	929/92900	5024
	929/30800		929/92600	929/A2613/HM25LV			
 MICRO	✓	✓	✓				✓
 COMPACT	✓	✓	✓				✓
 BEAVER	✓	✓	✓	✓	✓		✓
 TROJAN 20 ltr	✓	✓	✓	✓	✓		✓
 TROJAN 30 ltr						✓	
 MULTIFLOW 40 ltr	✓	✓	✓	✓	✓	✓	✓
	✓	✓	✓	✓	✓		✓



							
Drill	Impact Drill	4" Trash Pump		2" Pump	2" Pump 30 ltr	Earthdrill	Core Drill
5117	5118	980/A4874	980/A4869	929/03900	929/04500	929/13400	929/13200
							929/13300
✓	✓			✓		✓	✓
✓	✓			✓		✓	✓
✓	✓	✓		✓		✓	✓
✓	✓	✓		✓		✓	✓
✓	✓		✓		✓		
✓	✓	✓	✓	✓	✓	✓	✓
✓	✓	✓		✓		✓	✓







JCB Light Equipment, World Parts Centre,  
Waterloo Park, Beamhurst, Uttoxeter,  
Staffordshire, England, ST 14 5PA.  
Tel: +44 (0)1889 506030.  
Email: [lightequipmentsales@jcb.com](mailto:lightequipmentsales@jcb.com)  
Web: [www.jcb.com](http://www.jcb.com)



JCB reserves the right to change specification without notice.  
Some machines shown within this brochure are fitted with optional  
equipment which may vary between territories. The JCB logo is a  
registered trademark of J C Bamford Excavators Ltd.

